

# G-Stomper Studio

# G-Stomper Rhythm

# G-Stomper VA-Beast

## User Manual

App Version: 5.7  
Date: 14/03/2018  
Author: planet-h.com

Official Website: <https://www.planet-h.com/>

### Contents

- 19 Add-On Packs ..... 2**
  - 19.1 Find Add-On Packs ..... 2**
  - 19.2 Install Add-On Packs..... 3**
  - 19.3 How to use the Sounds provided by the Add-On Packs ..... 4**
    - 19.3.1 Sound Sets.....4
    - 19.3.2 Samples.....5
    - 19.3.3 VA-Beast Synthesizer Presets .....6
    - 19.3.4 Patterns.....7
    - 19.3.5 Pattern Sets .....8

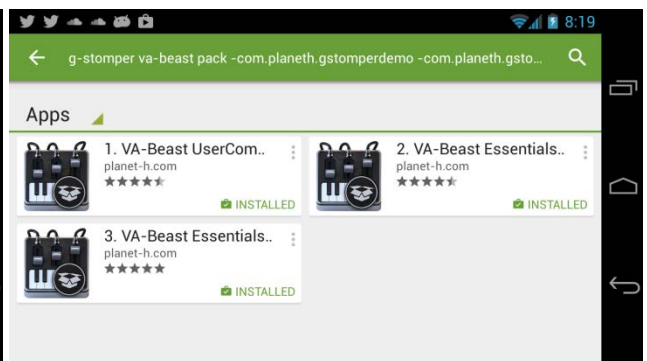
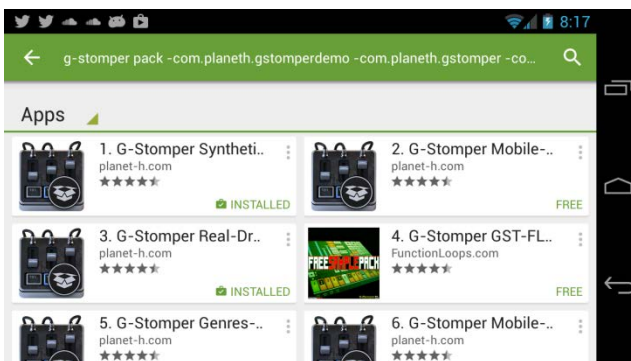
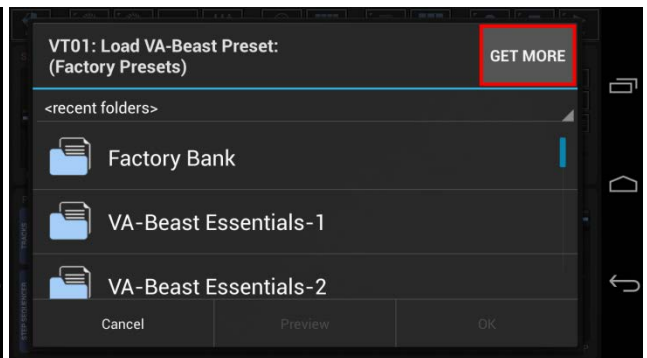
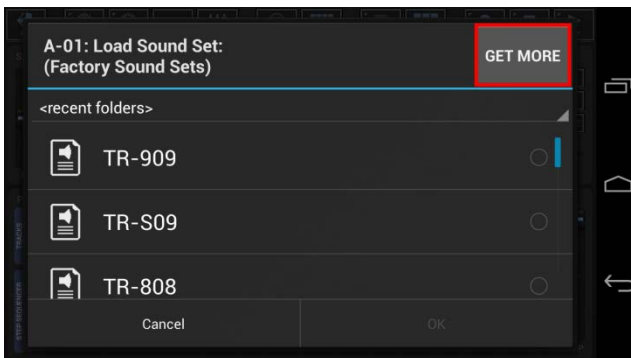
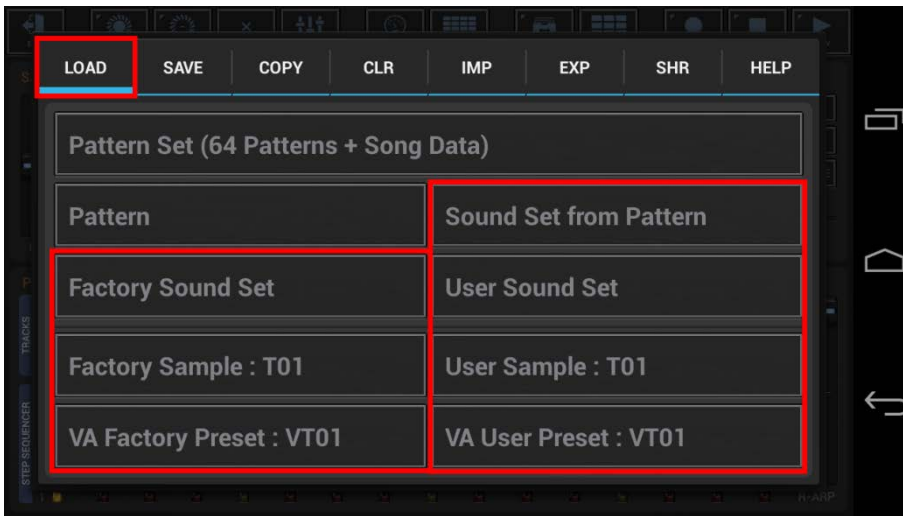
## 19 Add-On Packs

The full versions, G-Stomper Studio, G-Stomper Rhythm (free) and G-Stomper VA-Beast Synthesizer (standalone) support the use of additional Content Packs.

An Add-On Pack is an additional App that adds more Sound Sets, Samples, Synthesizer Presets, Patterns or Pattern Sets to your G-Stomper Setup.

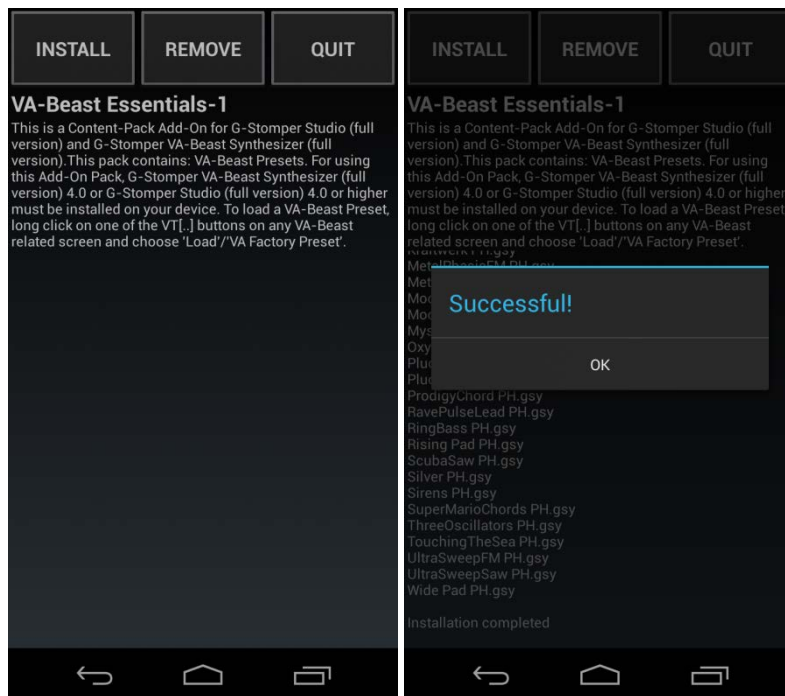
### 19.1 Find Add-On Packs

To find Add-On Packs, simply press the "Get More" button in the Sound Set-, Sample- or VA-Beast Preset- file loading dialog, and you'll be forwarded to the matching packs in the app store.



## 19.2 Install Add-On Packs

1. Make sure you have the latest G-Stomper Studio (full), G-Stomper Rhythm (free) or G-Stomper VA-Beast Synthesizer (standalone) installed.
2. Download and install the Add-On Pack from Store like every other App.
3. Start the Add-On Pack App.
4. Press the Install Button (inside Add-On Pack App) to install the additional Content to the G-Stomper folders. To remove an already installed Pack from the folders press Remove (on some older packs the Remove button might be labeled "Un-Install").



**Note:**

Add-On Packs can contain Sound Sets, Samples, Synthesizer Presets, Patterns or Pattern Sets in any combination. The description, which is provided in the Add-On Pack Installer App, explains how to access and use the Pack Content in G-Stomper.

5. Quit the Add-On Pack Installer App get back to G-Stomper

## 19.3 How to use the Sounds provided by the Add-On Packs

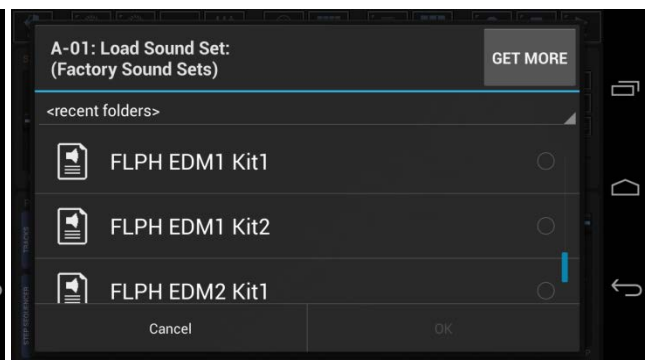
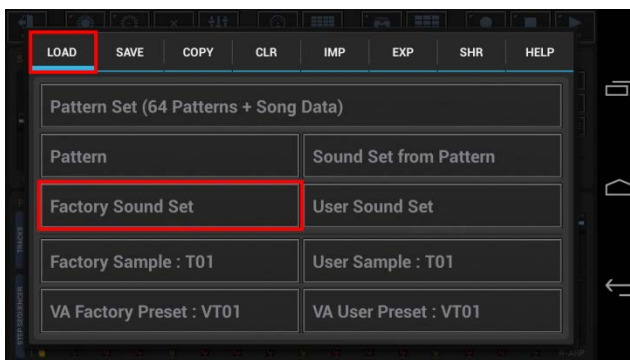
### 19.3.1 Sound Sets

Some of the Add-On Packs provide new Sound Sets.

Those are located in the 'Factory Sound Sets'.

Main Menu > Load > Factory Sound Set > ...

(see Chapter: Pattern-Sequencer > Sound Sets)



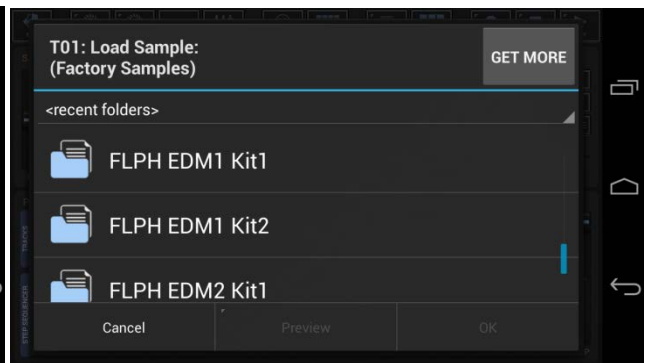
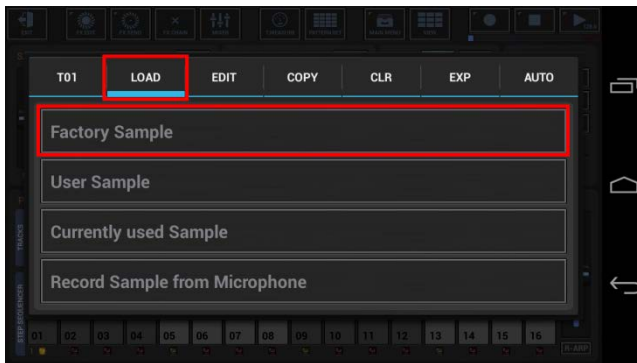
### 19.3.2 Samples

Some of the packs provide Samples only.

To load a Sample to one of the Sampler Tracks:

Long click one of the T[...] buttons > Load > Factory Sample > ...

(see Chapter: Drum Sampler > Sampler Track Menu)



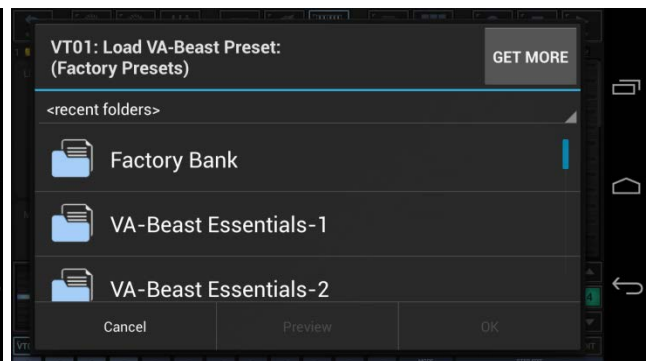
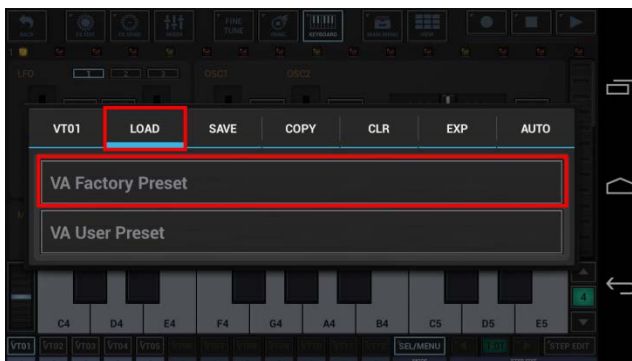
### 19.3.3 VA-Beast Synthesizer Presets

Some of the packs provide VA-Beast Synthesizer Presets.

To load a Synthesizer Preset:

Long click one of the VT[.] buttons > Load > VA Factory Preset > ...

(see Chapter: VA-Beast Synthesizer > VA-Beast Track Menu)

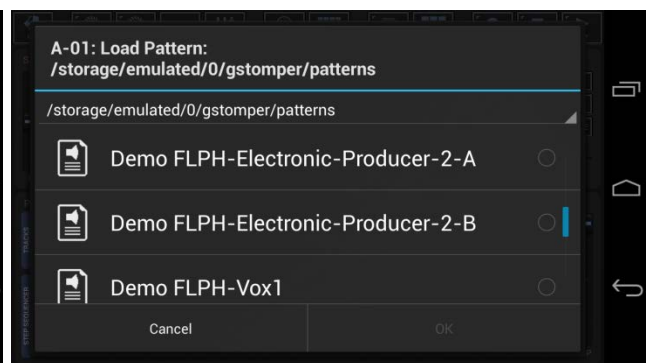
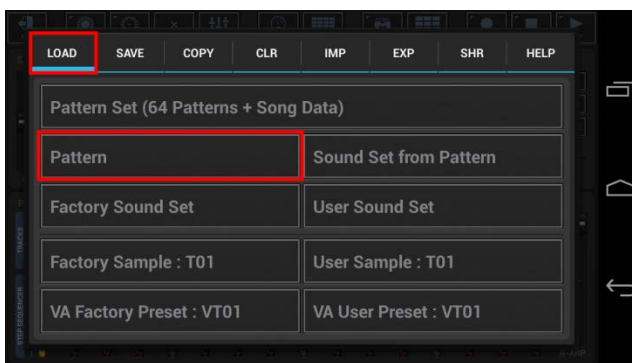


### 19.3.4 Patterns

Some of the Add-On Packs provide new Patterns.  
Those are located in the regular Pattern storage.

Main Menu > Load > Pattern > ...

(see Chapter: Pattern-Sequencer > Patterns)



### 19.3.5 Pattern Sets

Some of the Add-On Packs provide new Pattern Sets.  
Those are located in the regular Pattern Set storage.

Main Menu > Load > Pattern Set > ...

(see Chapter: Pattern Set & Song Arranger > Pattern Set)

